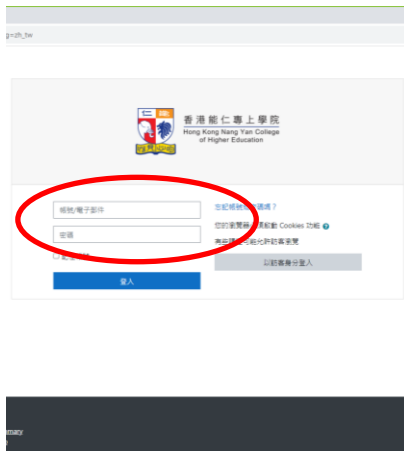


How to login Moodle System

1. Moodle login (https://moodle.ny.edu.hk/login/index.php?lang=zh_tw)

➔ Enter your student ID or Student Email Address as your account name and the initial password.

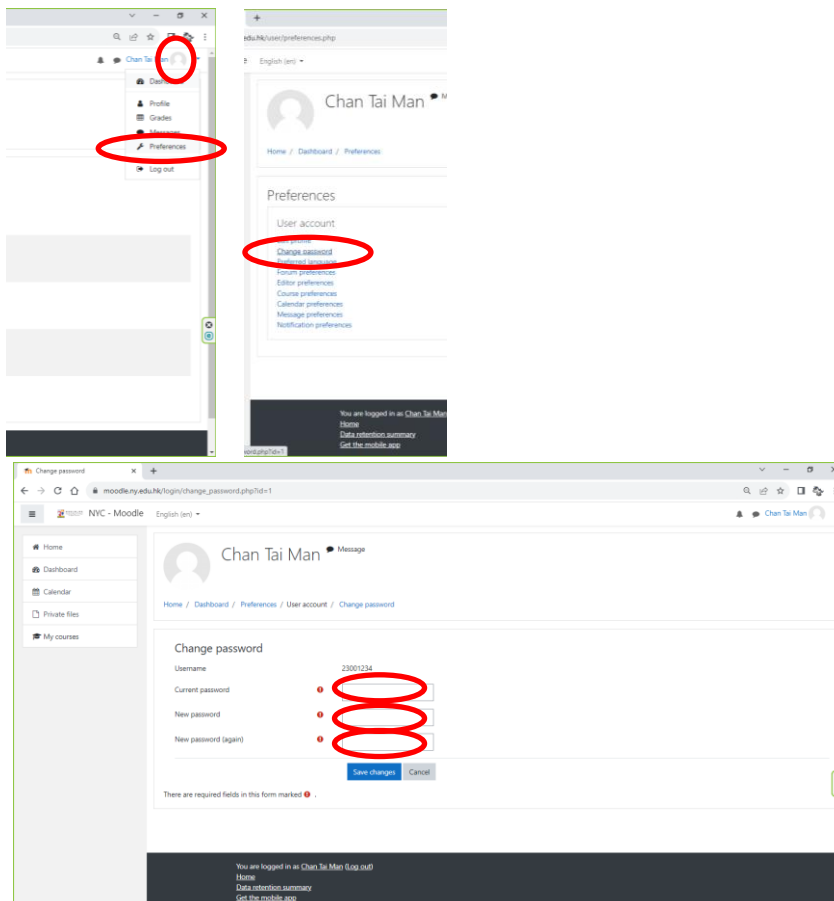


2. Change Moodle password

➔ Tap human icon > Preference > Change password

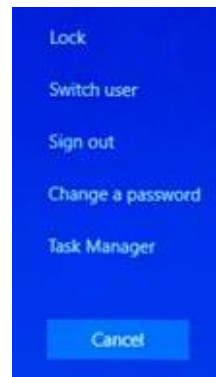
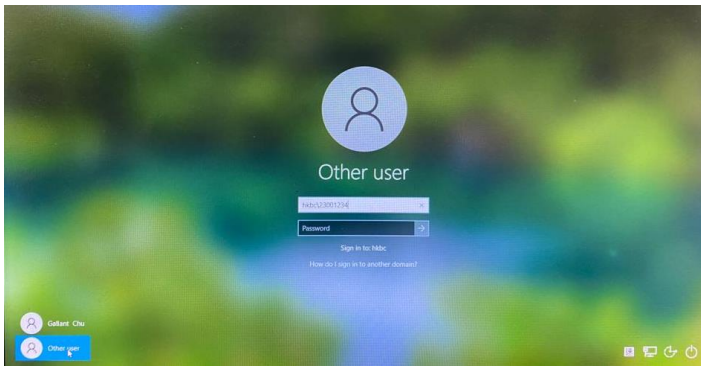
➔ Enter your current password, then enter a new password and confirm the new password

➔ Tap save changes



How to change the password for Library E-journals / My Records

- ➔ Go to the G/F Library counter, please note that only one computer could perform this function. You may contact our library staff for details (3996 1088).
- ➔ Tap other user
- ➔ Enter username and password (e.g. Student ID: 23001234, Username: hkbc\23001234).
- ➔ Tap Alt + Ctrl + Delete > Change a password
- ➔ Enter your current password, then enter a new password and confirm the new password
- ➔ Tap Enter and then log out



Hong Kong Nang Yan College of Higher Education (Moodle) Ver. 3.8.9
 Moodle 3.8.9 is platform independent

Library and Information Technology Services Office

Email: atmo@ny.edu.hk Hotline: 3996 1052
